

BO-G-801

**BEARING PULLER TWO JAWS**

- Fully Drop forged from CARBON STEEL
- Hardened and Tempered
- Chrome Plated

INCH	SIZE		QTY./CTN. PCS.	G.W. KGS.	VOLUME Cu.M.
	MM				
3	75		40	14.6	.023
4	100		40	20.0	.029
6	150		24	21.0	.031
8	200		16	24.8	.018



BO-G-802

**BEARING PULLER THREE JAWS**

- Fully Drop forged from CARBON STEEL
- Hardened and Tempered
- Chrome Plated

INCH	SIZE		QTY./CTN. PCS.	G.W. KGS.	VOLUME Cu.M.
	MM				
3	75		40	23.8	.027
4	100		32	18.7	.029
6	150		16	17.1	.031
8	200		12	16.5	.041
10	250		8	21.4	.033
12	300		8	31.5	.065



BO-G-803

**ANGULAR WHEEL SPANNERS**

- Fully Drop Forged
- Hardened Socket
- Round / Chisel Head
- Available in (ø) Diameter of 12, 14, 16, 18mm

SIZE MM	LENGTH MM	QTY./CTN. PCS.	G.W. KGS.	VOLUME Cu.M.
17	325	40	26.2	.073
19	325	40	18.6	.073
21	325	40	25.7	.073
23	325	40	25.6	.073



BO-G-804

## TUBULAR SPANNER

WITH / WITHOUT TOMMY BAR  
ZINC / CHROME PLATED

MM	SIZE INCH	LENGTH MM	QTY./CTN. PCS.	G.W. KGS.	VOLUME Cu.M.
6x7	1/4x5/16	110	600	14.3	.017
8x9	5/16x11/32	110	400	15.2	.019
10x11	3/8x7/16	125	320	18.1	.023
12x13	7/16x1/2	135	240	24.4	.031
14x15	1/2x9/16	145	200	21.0	.029
16x17	19/32x11/16	150	160	20.0	.030
18x19	5/8x3/8	165	100	21.3	.024
20x22	13/16x7/8	170	100	28.2	.039
21x23		170	80	22.2	.040
24x26	15/16x1	190	60	24.8	.039
25x28	1x1.1/8	200	40	15.9	.029
30x32	1.1/16x1.1/4	215	40	20.5	.032



BO-G-805

## TWO WAY WHEEL SPANNERS


DROP FORGED

CHROME PLATED

HARDENED SOCKETS

WITH / WITHOUT TOMMY BAR

MM	SIZE	LENGTH MM	QTY./CTN. PCS.	G.W. KGS.	VOLUME Cu.M.
22x24		250	20		
24x26		250	20		
24x27		250	20		
27x27		250	20		
25x28		250	20		
27x30		250	20		
27x32		250	20		
30x30		250	20		
30x32		250	20		
30x33		250	20		
32x32		250	20		
32x33		250	20		



BO-G-806

## FOUR WAY WHEEL SPANNERS

- Drop Forged from CARBON STEEL
- Chrome Plated
- Socket Size Available in MM 17, 19, 21, 23 / 22
- Socket Size Available in INCH 5/8x3/4x13/16x7/8

INCH	SIZE MM	QTY./CTN. PCS.	G.W. KGS.	VOLUME Cu.M.
14	350	20	28.0	.076
15	375	20	28.4	.080
16	400	10	14.8	.042
18	450	10	16.5	.046



BO-G-807

## PLUG SPANNER - SWIVEL HEAD

- Chrome Plated
- Dipinsulated Handle for soft gripping

SIZE MM	QTY./CTN. PCS.	G.W. KGS.	VOLUME Cu.M.
16	80	23.0	.039
21	80	23.5	.041



BO-G-808

## TYRE LEVER FLAT

- Drop Forged
- Hardened and tempered
- Powder Coated / Chrome Plated

INCH	SIZE MM	QTY./CTN. PCS.	G.W. KGS.	VOLUME Cu.M.
12	300	50	21.5	.007
16	400	40	24.2	.007
18	450	30	22.1	.007
20	500	30	21.9	.007
24	600	24	21.4	.007
30	750	20	24.8	.009



BO-G-809

## FILTER WRENCH - LIGHT DUTY

SIZE	QTY./CTN. PCS.	G.W. KGS.	VOLUME Cu.M.
STD	160	29.3	.014



BO-G-810

## FILTER WRENCH - HEAVY DUTY

SIZE	QTY./CTN. PCS.	G.W. KGS.	VOLUME Cu.M.
STD	60	20.3	.013



BO-G-811

## FILTER WRENCH WITH STRAP

SIZE	QTY./CTN. PCS.	G.W. KGS.	VOLUME Cu.M.
STD	60	12.1	.013



BO-G-812

## OIL CANS WESCO TYPE - BRASS PUMP

- Sheet Fabricated
- Epoxy Coated
- Available with fixed and flexible spout

CAPACITY		QTY./CTN. Pcs.	G.W. KGS.	VOLUME Cu.M.
PINT	CC			
1/4	125	100	23.7	.021
1/2	250	100	25.9	.121
3/4	375	100	28.2	.132
1	500	100	30.5	.156
1 1/2	750	60	20.5	.110
2	1000	60	25.5	.165



BO-G-813

## OIL CANS PERFETTO TYPE - BRASS PUMP

- Sheet Fabricated
- Epoxy Coated
- Available with fixed and flexible spout

CAPACITY CC	QTY./CTN. Pcs.	G.W. KGS.	VOLUME Cu.M.
200	100	23.7	.021
300	100	25.8	.121
400	100	28.2	.132
500	100	30.1	.156
700	60	20.4	.110
1000	60	25.8	.165



BO-G-814

## OIL CANS - PISTON TYPE

- Sheet Fabricated
- Epoxy Coated
- Available with fixed and flexible spout

CAPACITY		QTY./CTN. Pcs.	G.W. KGS.	VOLUME Cu.M.
OZ	CC			
4 OZ	125	100	16.5	0.07
6 OZ	180	100	22.5	0.09



BO-G-815

## GREASE GUN - PUSH TYPE

- Pump action grease gun for use with soft & medium grease.
- Complete with male or female connector.
- Epoxy Powder Coated

CAPACITY		QTY./CTN. Pcs.	G.W. KGS.	VOLUME Cu.M.
OZ	GMS			
4	112	80	22.8	.063
8	225	60	28.6	.051



**BO-G-816**  
**GREASE GUN LEVER**  
**TYPE WITH SAND CASTING HEAD**

- Sheet Fabricated
- Epoxy Coated
- Available with fixed and flexible spout
- Lever with PVC Grip

CAPACITY		QTY./CTN. Pcs.	G.W. KGS.	VOLUME Cu.M.
OZ	CC			
10	300	15	28.4	.029
15	420	12	18.9	.019



**BO-G-817**  
**MANUAL GREASE DISPENSING UNIT**

- Heavy Constructed Steel Painted Body
- Chrome Plated Handle
- Comfortable Handle Grip
- 20 Liter bucket capacity



**BO-G-818**  
**CAULKING GUM**

INCH	SIZE		QTY./CTN. Pcs.	G.W. KGS.	VOLUME Cu.M.
	MM				
9	225		30	12.8	.032
10	250		30	12.3	.034



**BO-G-819**  
**HAND OPERATED ROTARY PUMP**


- Head of barrel pump is made from cast iron
- Used for Pumping Gasoline, Diesel and Light oil Kerosine
- Available with Rigid pipe of Telescopic pipe
- Pump is Fitted with non return valve

INCH	SIZE		QTY./CTN. Pcs.	G.W. KGS.	VOLUME Cu.M.
	MM				
3/4	20		4	55	.039
1	25		4	60	.045




**BO-G-820**  
**FLEXIBLE HOSE FOR GREASE GUN**

INCH	SIZE MM	QTY./CTN. Pcs.	G.W. KGS.	VOLUME Cu.M.
8	200	200	14.5	.023
12	300	200	17.5	.024
15	375	200	19.5	.027
18	450	200	21.5	.032
24	600	200	23.5	.023



**BO-G-821**  
**FLEXIBLE SPOUT**

INCH	SIZE MM	QTY./CTN. Pcs.	G.W. KGS.	VOLUME Cu.M.
5	125	500	7.9	.008
6	150	500	8.9	.009
7	175	500	9.9	.009
8	200	500	11.4	.010




**BO-G-822**  
**RIGID SPOUT FOR GREASE GUN**

INCH	SIZE MM	QTY./CTN. Pcs.	G.W. KGS.	VOLUME Cu.M.
8	200	200	9.5	.008
12	300	200	18.5	.019
15	375	200	19.7	.022
18	450	200	21.8	.021
24	600	200	22.8	.023



**BO-G-823**  
**RIGID SPOUT**

INCH	SIZE MM	QTY./CTN. Pcs.	G.W. KGS.	VOLUME Cu.M.
5	125	500	7.5	.006
6	150	500	9.0	.007
7	175	500	8.9	.007
8	200	500	10.2	.009
9	225	500	11.5	.010




BO-G-824

## PROFESSIONAL COUPLER

- Heavy Constructed Steel Body
- High Pressure without any deformation hexagonal base for proper installation & removal
- Available in both 3 or 4 jaws
- Working pressure recommended 6000 PSI

JAWS	THREAD
3	1/8" BSPT
3	M10x1
3	1/8" NPT
4	1/8" BSPT
4	M10x1
4	1/8" NPT




BO-G-825

## STANDARD COUPLER

- Heavy Constructed Steel Body
- Available in both 3 or 4 jaws
- Working pressure recommended 3000 PSI

JAWS	THREAD
3	1/8" BSPT
3	M10x1
3	1/8" NPT
4	1/8" BSPT
4	M10x1
4	1/8" NPT



BO-G-826

## HEAVY DUTY COUPLER

- Heavy Constructed Double wall thickness Steel Body
- Hexagonal base for proper installation & removal
- Available in both 3 or 4 jaws
- Working pressure recommended 10000 PSI